


Type LP

Utilising Lindapter's high strength Type AF or AAF clamps for heavy loads, the Type LP is available in bespoke configurations up to 200kN SWL.


LP4 (up to 45kN SWL)

Lifting Point with 4 Type AF or AAF clamps



LP6 (up to 100kN SWL)

Lifting Point with 6 Type AF or AAF clamps



- Lifting Points must be regularly inspected for signs of wear or damage, in accordance with the standards / regulations of the country of use.
- Static Safe Working Load values are subject to the capacity of the supporting sections.

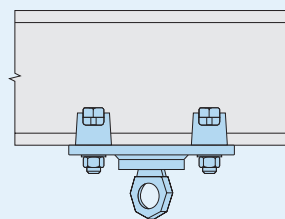


Bespoke Configurations

Lindapter manufactures customised Lifting Points to meet individual requirements, two examples are shown on the right. These bespoke connections are designed to specific application requirements, such as vertical loads, loads at an angle and orientation of up to 360°. The product designation, i.e. LP(#), determines the number of Type AF or AAF clamps.

For example, the LP6 has six M24 Type AF clamps to create a Safe Working Load of 100kN (4:1 Factor of Safety). Provide details of the loading, rotation, angle and beam dimensions and Lindapter's team of Engineers will design a connection solution to suit your needs.

Type LP4 (with Eye Bolt)



Type LP6 (with Load Ring)

