



JHA is a height adjustable joist hanger for supporting timber joists from timber members.



[UK-DoP-e06/0270](#)  
[ETA-06/0270](#)

## FEATURES

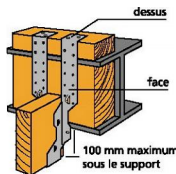
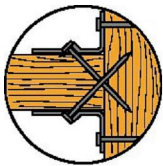


### Material

- Pre-galvanised mild steel.

### Features

- A galvanised joist hanger that provides great support with ease of installation.
- Published performance values are based upon 3.75 x 30mm square twist nails being used throughout.
- Wider strap provides more surface area on the supporting timber and allows increased nail spacing, enhancing the performance of the critical hanger-to-support part of the connection.
- Minimum and maximum nailing schedules are stamped into the strap providing correct installation information for site operatives.
- Speed-prong holds the hanger in position to allow easier attachment. The installer no longer has to try to hold hanger, joist and nail with one hand and swing a hammer with the other!
- JHA270 range features a location tab which allows easier alignment of the hanger.
- The model number and size is stamped into the seat of the hanger for easy identification, even after installation.



## APPLICATIONS

### Suitable On

- **Solid sawn timber joists**

### When to Use

- Face Fix
- Wrap Over



TECHNICAL DATA

JHA270 - Wrap Over Installation

Reference	Supporting Member Depth	Dimensions [mm]				Fasteners						Safe Working Loads [kN]			Characteristic Capacity [kN]	
		A	B	C	E	Header		Joist		Download		Short Term Uplift	Download	Uplift		
						Face	Top	Qty	Specification	Long Term	Medium Term					
						Qty Specificatic	Qty Specificatic									
JHA270/3	125 to 200mm	38	241	50	106	8	3.75 x 30	4	3.75 x 30	4	3.75 x 30	4.2	4.8	1.1	10.0	2.1
JHA270/4	125 to 200mm	44	238	50	103	8	3.75 x 30	4	3.75 x 30	4	3.75 x 30	4.8	5.5	1.1	11.6	2.1
JHA270/4	125 to 200mm	47	236.5	50	102	8	3.75 x 30	4	3.75 x 30	4	3.75 x 30	5.2	5.9	1.1	12.4	2.1
JHA270/5	125 to 200mm	50	235	50	100	8	3.75 x 30	4	3.75 x 30	4	3.75 x 30	5.5	6.2	1.1	13.1	2.1
JHA270/6	125 to 200mm	63	249	50	114	8	3.75 x 30	4	3.75 x 30	4	3.75 x 30	5.5	6.3	1.1	13.2	2.1
JHA270/7	125 to 200mm	75	243	50	108	8	3.75 x 30	4	3.75 x 30	4	3.75 x 30	5.5	6.3	1.1	13.2	2.1
JHA270/9	125 to 200mm	91	234	50	100	8	3.75 x 30	4	3.75 x 30	4	3.75 x 30	5.5	6.3	1.1	13.2	2.1
JHA270/10	125 to 200mm	100	230	50	95	8	3.75 x 30	4	3.75 x 30	4	3.75 x 30	5.5	6.3	1.1	13.2	2.1

JHA270 - Face Fix Installation

Reference	Supporting Member Depth	Dimensions [mm]				Fasteners						Safe Working Loads [kN]			Characteristic Capacity [kN]	
		A	B	C	E	Header		Joist		Download		Short Term Uplift	Download	Uplift		
						Top	Face	Qty	Specification	Long Term	Medium Term					
						Qty Specificatic	Qty Specificatic									
JHA270/3	200 to 250mm	38	241	50	106	-	-	20	3.75 x 30	4	3.75 x 30	3.2	3.6	1.1	7.6	2.1
JHA270/4	200 to 250mm	44	238	50	103	-	-	20	3.75 x 30	4	3.75 x 30	3.2	3.6	1.1	7.6	2.1
JHA270/4	200 to 250mm	47	236.5	50	102	-	-	20	3.75 x 30	4	3.75 x 30	3.2	3.6	1.1	7.6	2.1
JHA270/5	200 to 250mm	50	235	50	100	-	-	20	3.75 x 30	4	3.75 x 30	3.2	3.6	1.1	7.6	2.1
JHA270/6	200 to 250mm	63	249	50	114	-	-	20	3.75 x 30	4	3.75 x 30	3.2	3.6	1.1	7.6	2.1
JHA270/7	200 to 250mm	75	243	50	108	-	-	20	3.75 x 30	4	3.75 x 30	3.2	3.6	1.1	7.6	2.1
JHA270/9	200 to 250mm	91	234	50	100	-	-	20	3.75 x 30	4	3.75 x 30	3.2	3.6	1.1	7.6	2.1
JHA270/10	200 to 250mm	100	230	50	95	-	-	20	3.75 x 30	4	3.75 x 30	3.2	3.6	1.1	7.6	2.1

JHA450 - Wrap Over Installation

Reference	Supported Member Width	Dimensions [mm]				Fasteners						Safe Working Loads [kN]			Characteristic Capacity [kN]	
		A	B	C	E	Header		Joist		Download		Short Term Uplift	Download	Uplift		
						Face	Top	Qty	Specificatio	Long Term	Medium Term					
						Qty Specificatio	Qty Specificatio									
JHA450/3	1 ply 38	38	481	50	191	8	3.75 x 30	4	3.75 x 30	6	3.75 x 30	4.2	4.8	1.6	10.0	3.1
JHA450/44	1 ply 44	44	478	50	188	8	3.75 x 30	4	3.75 x 30	6	3.75 x 30	4.8	5.5	1.6	11.6	3.1
JHA450/4	1 ply 45	47	477	50	187	8	3.75 x 30	4	3.75 x 30	6	3.75 x 30	5.2	5.9	1.6	12.4	3.1
JHA450/50	1 ply 50	50	475	50	185	8	3.75 x 30	4	3.75 x 30	6	3.75 x 30	5.5	6.3	1.6	13.2	3.1
JHA450/6	1 ply 63	63	469	50	179	8	3.75 x 30	4	3.75 x 30	6	3.75 x 30	5.5	6.3	1.6	13.2	3.1
JHA450/75	1 ply 75	75	463	50	173	8	3.75 x 30	4	3.75 x 30	6	3.75 x 30	5.5	6.3	1.6	13.2	3.1
JHA450/9	2 Ply 45	91	455	50	165	8	3.75 x 30	4	3.75 x 30	6	3.75 x 30	5.5	6.3	1.6	13.2	3.1
JHA450/100	2 Ply 50	100	450	50	160	8	3.75 x 30	4	3.75 x 30	6	3.75 x 30	5.5	6.3	1.6	13.2	3.1
JHA450/12	2 Ply 63	125	453	63	163	8	3.75 x 30	4	3.75 x 30	6	3.75 x 30	5.7	6.5	1.6	13.6	3.1
JHA450/137	3 Ply 45	137	447	63	157	8	3.75 x 30	4	3.75 x 30	6	3.75 x 30	5.7	6.5	1.6	13.6	3.1
JHA450/15	3 Ply 50	150	440	63	150	8	3.75 x 30	4	3.75 x 30	6	3.75 x 30	5.7	6.5	1.6	13.6	3.1

JHA450 - Face Fix Installation

Reference	Supported Member Width	Dimensions [mm]				Fasteners						Safe Working Loads [kN]			Characteristic Capacity [kN]	
		A	B	C	E	Header		Joist		Download		Short Term Uplift	Download	Uplift		
						Face	Top	Qty	Specificatio	Long Term	Medium Term					
						Qty Specificatio	Qty Specificatio									
JHA450/3	1 ply 38	38	481	50	191	20	3.75 x 30	-	-	6	3.75 x 30	4.2	4.8	1.6	10.0	3.1
JHA450/44	1 ply 44	44	478	50	188	20	3.75 x 30	-	-	6	3.75 x 30	4.4	5.1	1.6	10.6	3.1
JHA450/4	1 ply 45	47	477	50	187	20	3.75 x 30	-	-	6	3.75 x 30	4.4	5.1	1.6	10.6	3.1
JHA450/50	1 ply 50	50	475	50	185	20	3.75 x 30	-	-	6	3.75 x 30	4.4	5.1	1.6	10.6	3.1
JHA450/6	1 ply 63	63	469	50	179	20	3.75 x 30	-	-	6	3.75 x 30	4.4	5.1	1.6	10.6	3.1
JHA450/75	1 ply 75	75	463	50	173	20	3.75 x 30	-	-	6	3.75 x 30	4.4	5.1	1.6	10.6	3.1
JHA450/9	2 Ply 45	91	455	50	165	20	3.75 x 30	-	-	6	3.75 x 30	4.4	5.1	1.6	10.6	3.1
JHA450/100	2 Ply 50	100	450	50	160	20	3.75 x 30	-	-	6	3.75 x 30	4.4	5.1	1.6	10.6	3.1
JHA450/12	2 Ply 63	125	453	63	163	20	3.75 x 30	-	-	6	3.75 x 30	4.8	5.5	1.6	11.6	3.1
JHA450/137	3 Ply 45	137	447	63	157	20	3.75 x 30	-	-	6	3.75 x 30	4.8	5.5	1.6	11.6	3.1
JHA450/15	3 Ply 50	150	440	63	150	20	3.75 x 30	-	-	6	3.75 x 30	4.8	5.5	1.6	11.6	3.1

JHA450 - Below Support (Loft Conversion) Installation

Reference	Supported Member Width	Dimensions [mm]				Fasteners						Safe Working Loads [kN]		Characteristic Capacity [kN]		
		A	B	C	E	Header		Joist		Download		Short Term Uplift	Download	Uplift		
						Face	Top	Qty	Specification	Long Term	Medium Term					
						Qty	Specification									
JHA450/3	1 ply 38	38	481	50	191	4	3.75 x 30	4	3.75 x 30	6	3.75 x 30	4.0	4.6	-	9.6	-
JHA450/44	1 ply 44	44	478	50	188	4	3.75 x 30	4	3.75 x 30	6	3.75 x 30	4.0	4.6	-	9.6	-
JHA450/4	1 ply 45	47	477	50	187	4	3.75 x 30	4	3.75 x 30	6	3.75 x 30	4.0	4.6	-	9.6	-
JHA450/50	1 ply 50	50	475	50	185	4	3.75 x 30	4	3.75 x 30	6	3.75 x 30	4.0	4.6	-	9.7	-
JHA450/6	1 ply 63	63	469	50	179	4	3.75 x 30	4	3.75 x 30	6	3.75 x 30	4.1	4.6	-	9.8	-
JHA450/75	1 ply 75	75	463	50	173	4	3.75 x 30	4	3.75 x 30	6	3.75 x 30	4.1	4.6	-	9.8	-
JHA450/9	2 Ply 45	91	455	50	165	4	3.75 x 30	4	3.75 x 30	6	3.75 x 30	4.1	4.6	-	9.8	-
JHA450/100	2 Ply 50	100	450	50	160	4	3.75 x 30	4	3.75 x 30	6	3.75 x 30	4.1	4.6	-	9.8	-
JHA450/12	2 Ply 63	125	453	63	163	4	3.75 x 30	4	3.75 x 30	6	3.75 x 30	4.2	4.8	-	10.1	-
JHA450/137	3 Ply 45	137	447	63	157	4	3.75 x 30	4	3.75 x 30	6	3.75 x 30	4.2	4.8	-	10.1	-
JHA450/15	3 Ply 50	150	440	63	150	4	3.75 x 30	4	3.75 x 30	6	3.75 x 30	4.2	4.8	-	10.1	-

## INSTALLATION

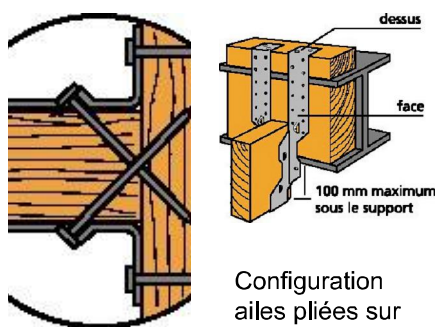
### Installation

**Alternative installation methods are available depending on the availability of nailing surface.**

Maximum Nailing: All nails must be applied according to the table.

Minimum Nailing: For a lower installed cost the minimum nailing schedule can be used. A minimum wrap over of 45mm is required.

Loft Conversions (JHA450 Range): For applications where the hanger extends below the support. Install top, face, and joist nails according to the table. A minimum wrap over of 45mm is required or maximum nailing.



Configuration  
ailes pliées sur  
élément porteur

Clouage  
élément portée